

A top-down view of a hand painting a tile. The hand is holding a brush and applying white paint to a dark tile. Surrounding the hand are several open paint buckets in various colors: yellow, blue, red, white, grey, orange, black, and green. The background is a speckled surface.

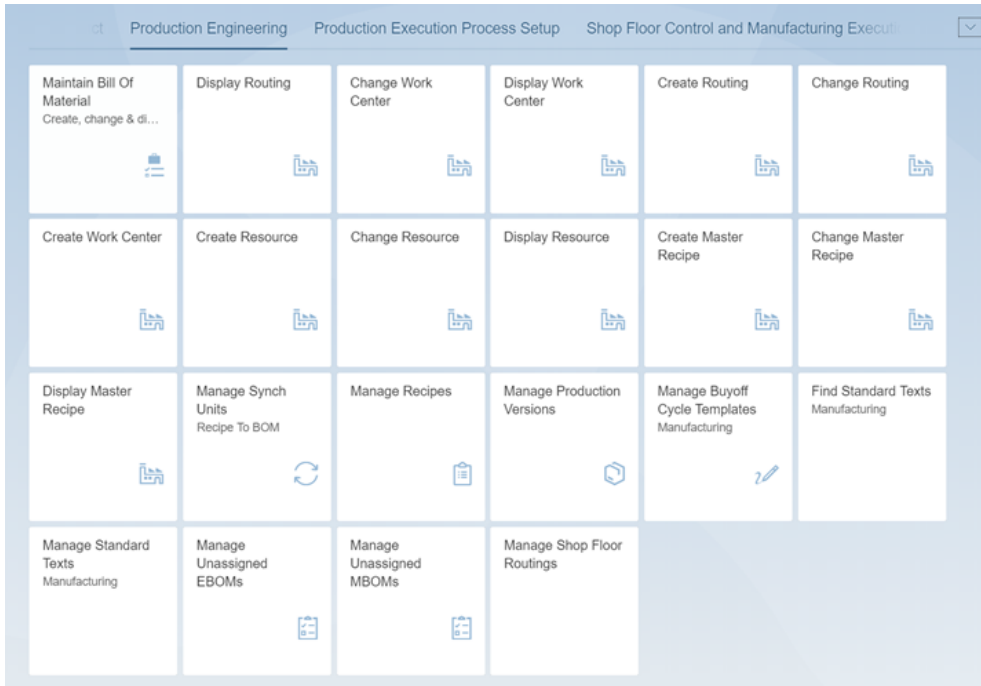
Stelo Tile Builder

Arch

As SAP customers adopt Fiori apps or upgrade to S/4HANA the Fiori LaunchPad replaces SAPGUI and becomes the user portal, dashboard and inbox: the place through which users get all their work done. One enormous benefit of Fiori launchpad is the capability to show dynamic tiles: this provides an easy way for users to see key information at the glance.

Many of the SAP-delivered tiles for analytical apps include some dynamic content, but these form a small percentage of the delivered Fiori apps. The rest are 'static' or plain tiles with a title and an icon but with no dynamic content. When you consider that around 80% of the delivered 'apps' are actually SAP transactions run over HTML, then you can see that over 90% of the delivered launchpad tiles do not include dynamic information.

For example, the following screenshot is the SAP-delivered 'Production Engineering' group in S/4HANA. This includes 22 plain tiles, of which 12 have the same icon.



The benefits of S/4HANA come from digital transformation, which means process change. Users in the new world need to start from analytics, which in turn drives their behaviour. The analytics tiles and overview page cards are absolutely core to this, so SAP customers need to add powerful dynamic content like KPI data and microcharts to their LaunchPad tiles.

In order to create a dynamic tile with a single data field it is relatively easy to create an SAP Gateway service and then build the tile in the Fiori LaunchPad designer. However, to include any graphical content requires a much higher level of effort for every tile: Each tile needs to be a 'mini app' developed through SAP WebIDE, integrated to a custom Gateway service and then deployed to the front-end server.

In reality, few organisations will be able to find the budget to develop hundreds of custom tiles using the standard toolset.

Stelo Tile Builder

With Stelo Tile Builder you can quickly and easily transform the Fiori LaunchPad.

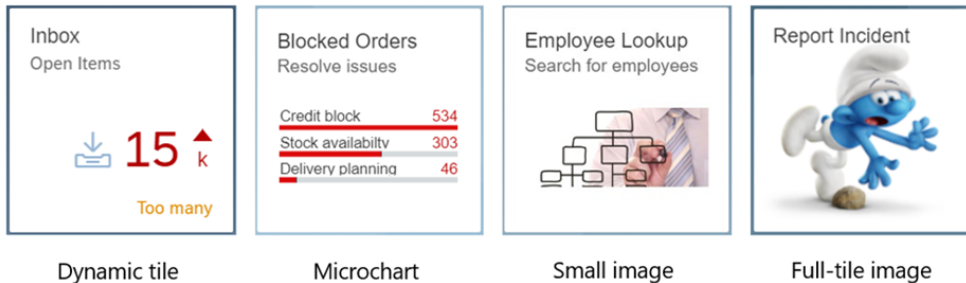
Stelo Tile Builder provides a highly customisable framework to build dynamic data driven tiles for the Fiori launchpad. This makes it easy to build a library of custom tiles. Designed for on premise Fiori implementations, Stelo Tile Builder enables your developers and consultants to build custom Fiori tiles without any SAPUI5 or SAP Gateway service development: All you need is some simple ABAP.

Use Stelo Tile Builder to create *custom* tiles including micro-charts and images. You can build tiles directly in the Fiori LaunchPad Designer, at remarkable speed and extremely low cost. In addition, you can more easily deliver *dynamic* tiles, by removing the need to build a Gateway service each time: Instead a simple function module is enough to supply the data for the dynamic tile.

Types of Tile

Four types of tile are supported:

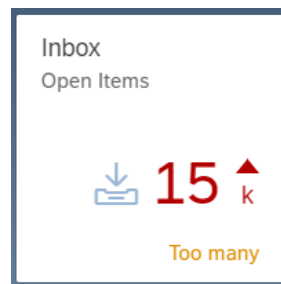
- Dynamic tile
- Microchart
- Small image
- Full-tile image



Dynamic Tiles

Dynamic tiles have a pre-defined format with various data that can be refreshed at run-time. This includes:

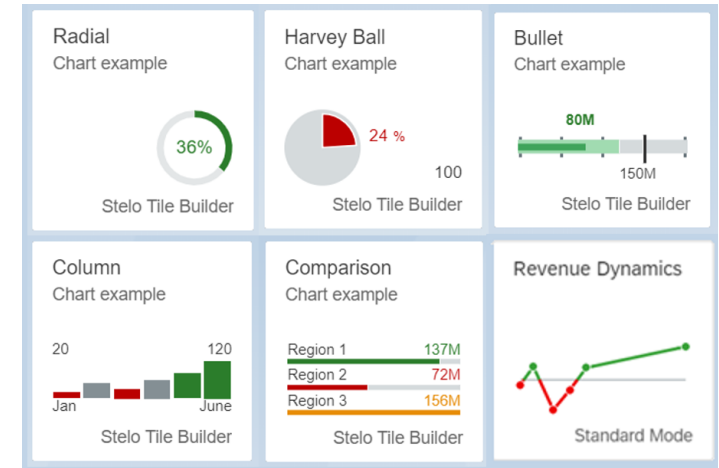
- Title
- Subtitle
- Footer Text
- Footer Text State (colour)
- Icon
- Number
- Number Unit
- Number Factor
- Number State (colour)
- State Arrow



Microcharts

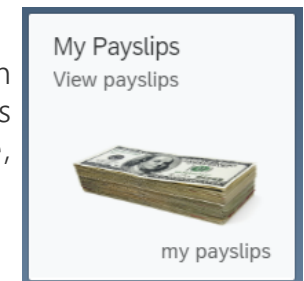
Microcharts are supported with six delivered XML templates, or you can add your own SAPUI5 custom content:

- Radial
- Harvey Ball
- Bullet
- Column
- Comparison
- Line




Small images

Where no dynamic data is necessary you can transform tiles using images. Small images take up around a third of the tile space, leaving space for header and footer data.



Full-tile images

Stelo Tile Builder also supports images that span the full tile. When the image is dark, the text colour can be changed so that the tile heading is still easily visible.



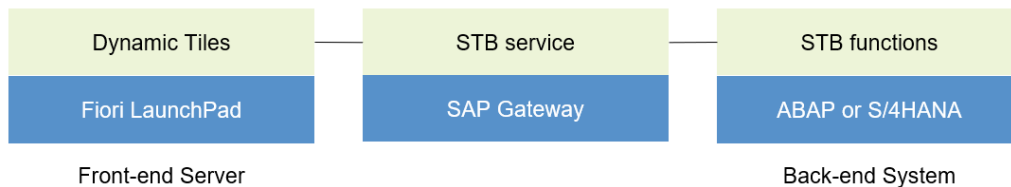
Technology

The framework is comprised of a frontend dynamic tile wizard and a backend gateway interface that exposes business data using ABAP function modules.

At design time the Stelo Tile Builder runs inside Fiori LaunchPad Designer, enabling users to build custom tiles. In the back-end system simple ABAP functions are required to select the data to drive the custom tiles.



At run-time the tiles call the pre-delivered Gateway service, which calls the function module, passing in tile parameters and receiving tile data.



Pricing

Stelo Tile Builder is available on an subscription basis, from £2,500 per year per production system.