



# How to deliver Fiori on a budget

Mike Gardiner  
March 2018

# Agenda

- Introduction to the Canal and River Trust
- Why emphasis on better user experience
- What the project delivered
- Fiori examples – before & after
- Lessons Learned
- Implementation approach & timelines
- Q&A





Canal &  
River Trust

The Canal and River Trust is a charity launched in 2012.

The Trust maintains 2,000 miles of rivers and canals.

The Trust is also responsible for maintaining the associated network of bridges, embankments, towpaths, aqueducts, docks and reservoirs.

396 million annual visits.

540,000 volunteer hours.

235,000 children engaged through the Trust's education programme.



# Why Fiori?



**CGI**

Experience the commitment®

# Perception of working on Old SAP front-end



# Accessing SAP before the Fiori project

SAP portal role based access including the Universal Worklist, ESS/MSS, SRM, BI and SAP GUI logon to ECC and CRM.

The screenshot displays the SAP Universal Worklist interface. At the top, there is a search bar and a 'Welcome: CGL\_APPS,' message. Below this is a navigation bar with icons for Home, Employee Self-Service, Manager Self-Service, Development Systems, GIS, Help and Guidance for SAP Users, Reports, SRM SSC Purchaser, Fiori CRM, and Home. The main content area is titled 'Tasks (14 / 20)' and shows a list of tasks. The selected task is 'Process Leave Request by Employee' with a status of 'New' and a priority of 'Medium'. The task details section below the list provides information about the task, including the sender (CGL\_APPS), the date (07-Sep-2017), and the priority (Medium). The description states: 'You submitted a leave request. The request has now been processed. For more information, see the list of your leave requests. To view the list, go to the Web application for leave requests. Once you have processed the request, the work item will automatically be set to "completed". Once you have processed the request, the work item will automatically be set to "completed".' There are also buttons for 'Resubmit' and 'Forward'.

Subject	From	Sent Date	Priority	Due Date	Status
Process Leave Request by Employee	CGL_APPS,	07-Sep-2017	Medium		New
Accept Decision / Adjust Shopping Cart Number 10004404	CGL_APPS,	06-Sep-2017	Medium		New
Revise Shopping Cart 10004409 with Value 10.00 GBP	SRM 7 Buyer 1,	11-Jul-2017	Medium		New
Accept Decision / Adjust Shopping Cart Number 10004403	CGL_APPS,	07-Jun-2017	Medium		New
Approve Trip of Sir Phil WorkSchedule	TESTUSER4,	05-May-2017	Medium		In Progress
Check Trip of Mr Ivor Backache	testuser30,	03-May-2017	Medium		New
Revise Change version of purchase order Number 3500001352	CGL_APPS,	19-Apr-2017	Medium		In Progress
Revise Change version of purchase order Number 3500001269	LOGICA_APPS,	19-Apr-2017	Medium		In Progress
Process Leave Request by Employee	CGL_APPS,	14-Feb-2017	Medium		New
Process Leave Request by Employee	CGL_APPS,	14-Feb-2017	Medium		New

**Process Leave Request by Employee**  
Sent Date: 07-Sep-2017 by CGL\_APPS, Priority: Medium  
Status: New  
Description: You submitted a leave request. The request has now been processed. For more information, see the list of your leave requests. To view the list, go to the Web application for leave requests. Once you have processed the request, the work item will automatically be set to "completed". Once you have processed the request, the work item will automatically be set to "completed".

Attachments:  
Type Title Created On Created By  
Document Database: W-00155D3EE72C1ED687AD1B64A77EC0D9

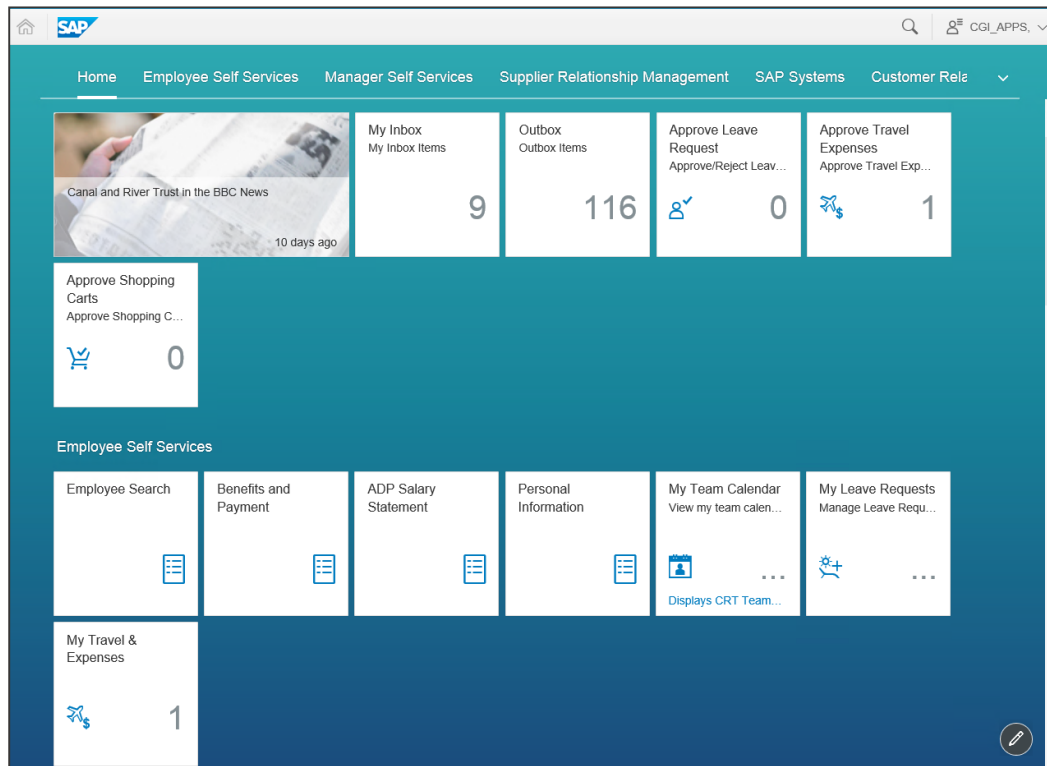
Resubmit Forward

**Logged-On User Information**  
Current Logged-On User ID: USER\_R3\_DATASOURCE.CGL\_APPS (CGL\_APPS,)

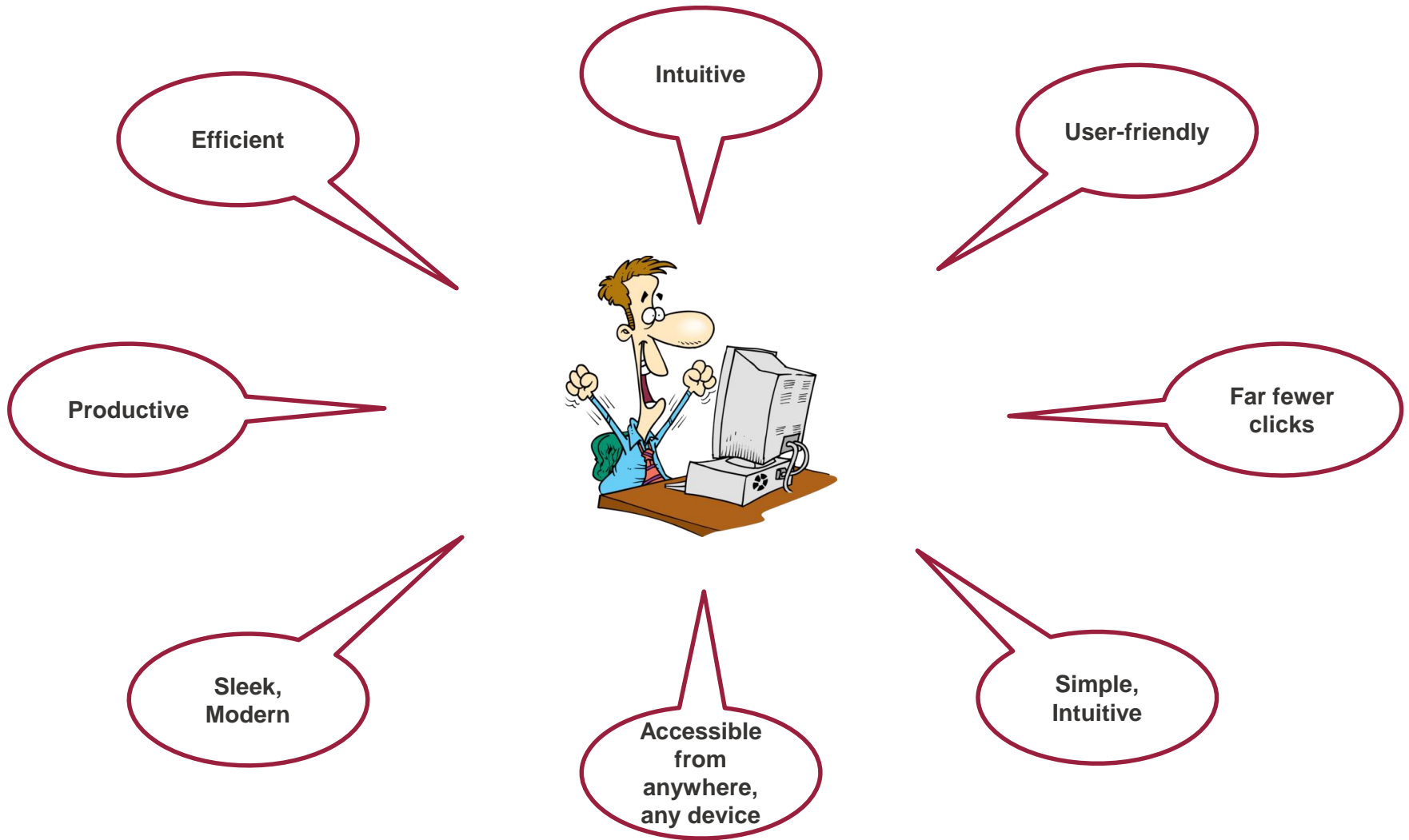
# Accessing SAP after the Fiori project

A Role based Fiori Launchpad for all users, which replaced the SAP Portal as the primary route into SAP.

The Launchpad consisted of a mixture of tiles pointing at true Fiori apps, Portal Iviews and SAP GUI.



# Perception of working on Fiori front-end



# Lessons learned

Engage the Business right at the very beginning with the design and deployment, don't make this an IT Solution.

On the back end systems, once the decision has been made as to which true Fiori Apps are to be deployed, go to the latest enhancement pack and support pack possible to maximise app availability and stability. Go with the latest available versions of the Fiori Apps that are supported for you environment

ECC EhP7 smoothed out a lot of issues with ESS Absence and Expense apps.

Share the Launchpad as soon possible (in the development system) to get buy in and to improve the design.


Revert to SAP standard if possible.

Use BADI approach in preference to SAP WEB IDE if possible to leverage existing skills.

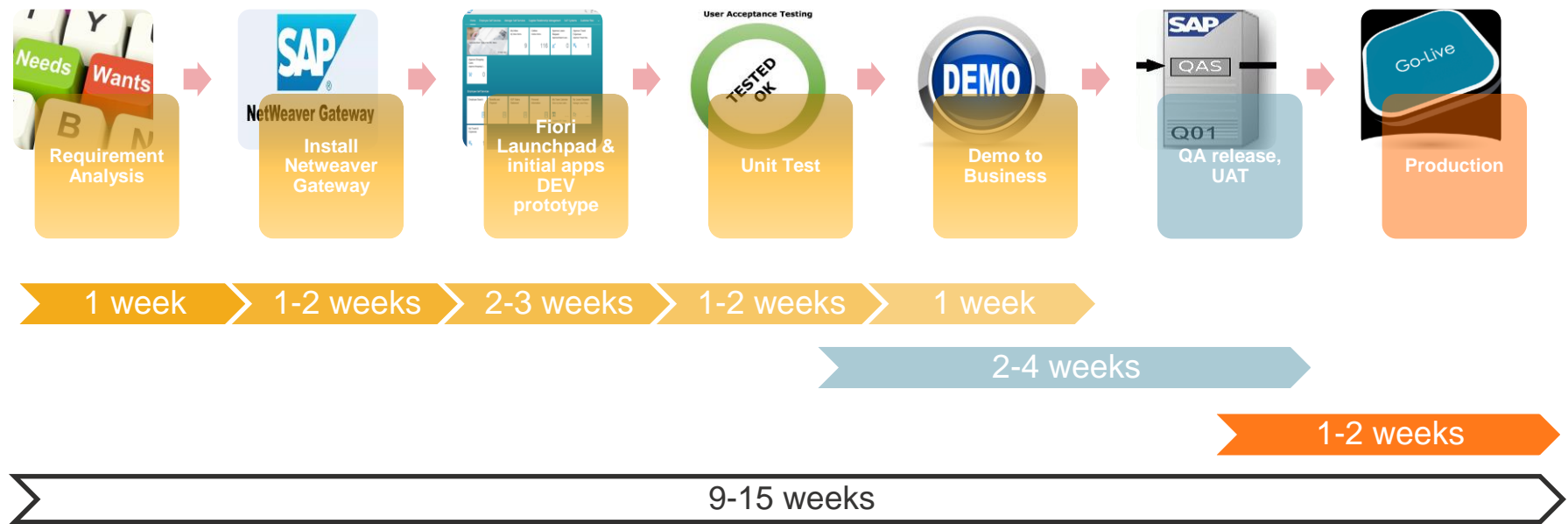
Make sure it solves real problems or pain points.

SAP were very active in support of the project when we raised OSS messages.

The [Fiori Apps Library](#) was a good initial point for technical info.



# Fiori



\* Note: This slide represents a typical deployment. Exact details may differ according to solution

# Q&A



**CGI**

Experience the commitment®



## Our commitment to you

We approach every engagement with one objective in mind: to help clients succeed

**CGI**

Experience the commitment®